

Monthly Market Activity Report for November 2021

Property Type = All | County = All | Municipality = All

Market Summary

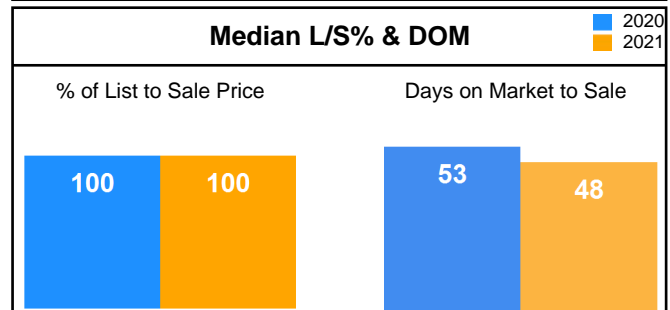
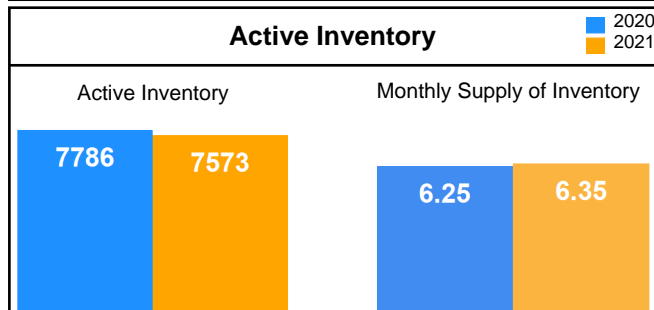
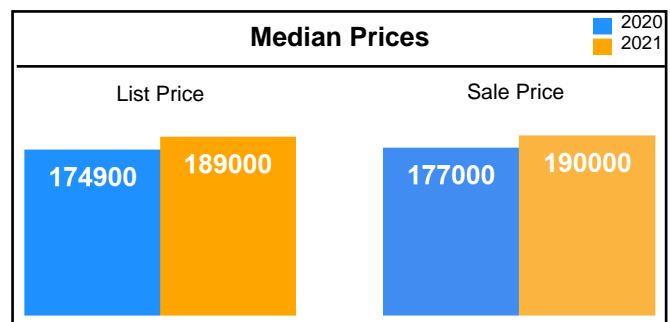
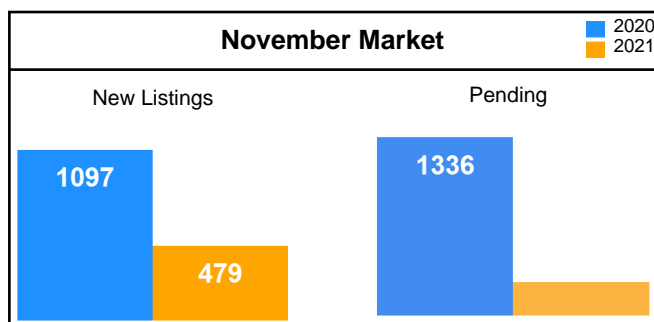
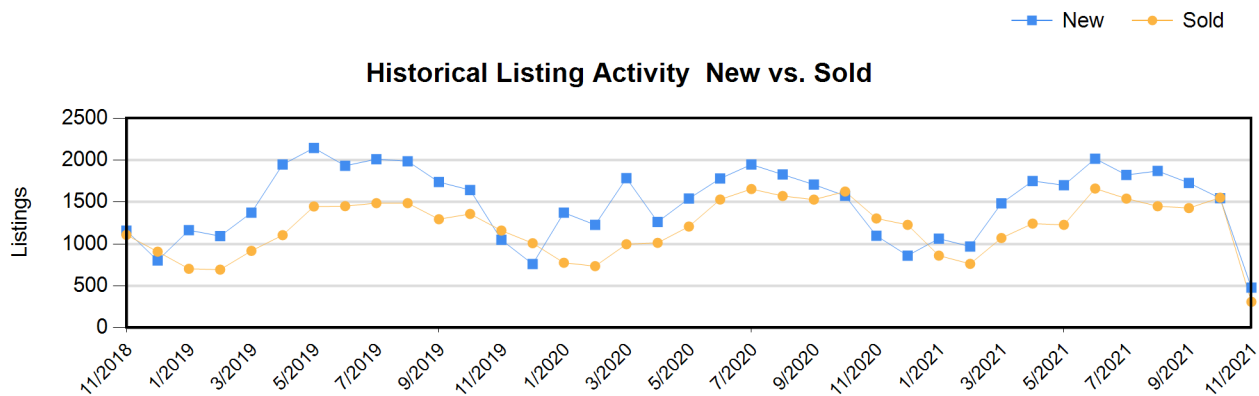
Data Last Updated: Nov 10, 2021

Absorption: Last 12 months, an average of 1193 Sales/Month

Active Inventory as of November 30, 2021 = 7573

| | November | | | Year to Date | | |
|------------------------------------|----------|--------|---------|--------------|--------|---------|
| | 2020 | 2021 | +/- % | 2020 | 2021 | +/- % |
| Closed | 1303 | 309 | -76.29% | 13928 | 13090 | -6.02% |
| Pending | 1336 | 250 | -81.29% | 14120 | 13183 | -6.64% |
| New Listings | 1097 | 479 | -56.34% | 17114 | 16420 | -4.06% |
| Median List Price | 174900 | 189000 | 8.06% | 174900 | 189900 | 8.58% |
| Median Sale Price | 177000 | 190000 | 7.34% | 175000 | 198158 | 13.23% |
| Median List Price to Selling Price | 100% | 100% | 0.00% | 100% | 100% | 0.00% |
| Median Days on Market to Sale | 53 | 48 | -9.43% | 59 | 51 | -13.56% |
| Monthly Active Inventory | 7786 | 7573 | -2.74% | 7786 | 7573 | -2.74% |
| Months Supply of Inventory | 6.25 | 6.35 | 1.60% | 6.25 | 6.35 | 1.60% |

Reporting of Pending Date became required mid-2011, which accounts for higher comparative pending numbers in 2011 compared to prior year



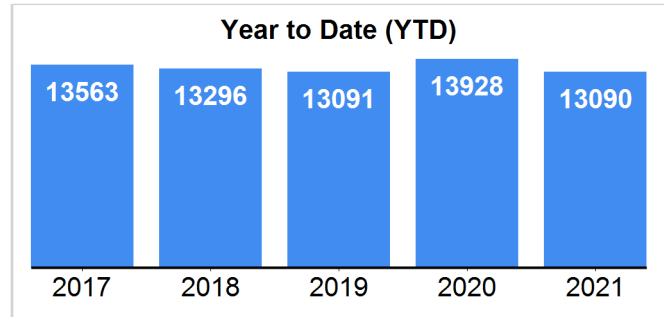
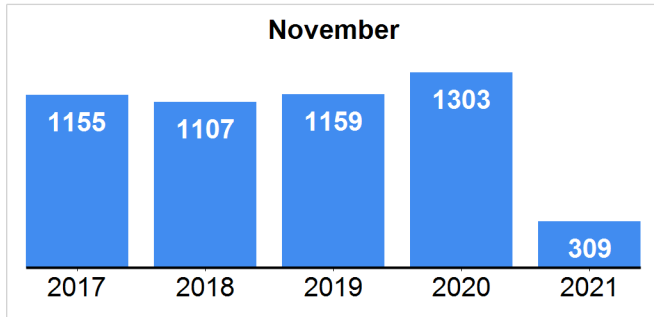
This representation is based in whole or in part on data supplied by the REALTORS Association of Northeast Wisconsin or its MLS for the period noted above. Neither the Association nor its MLS guarantees or is in any way responsible for its accuracy. Data maintained by the Association or its MLS may not reflect all real estate activity in the above MLS market areas.

Monthly Market Activity Report for November 2021

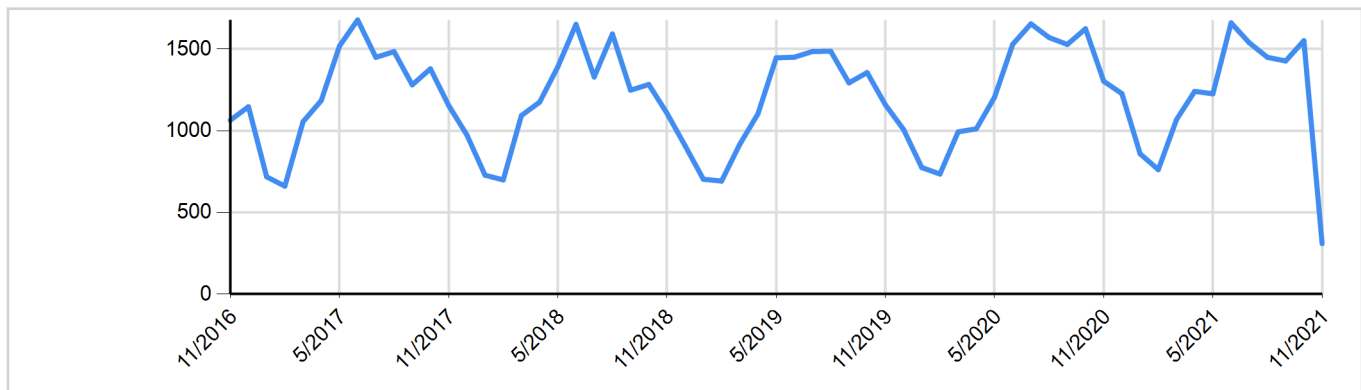
Property Type = All | County = All | Municipality = All

Closed Sales

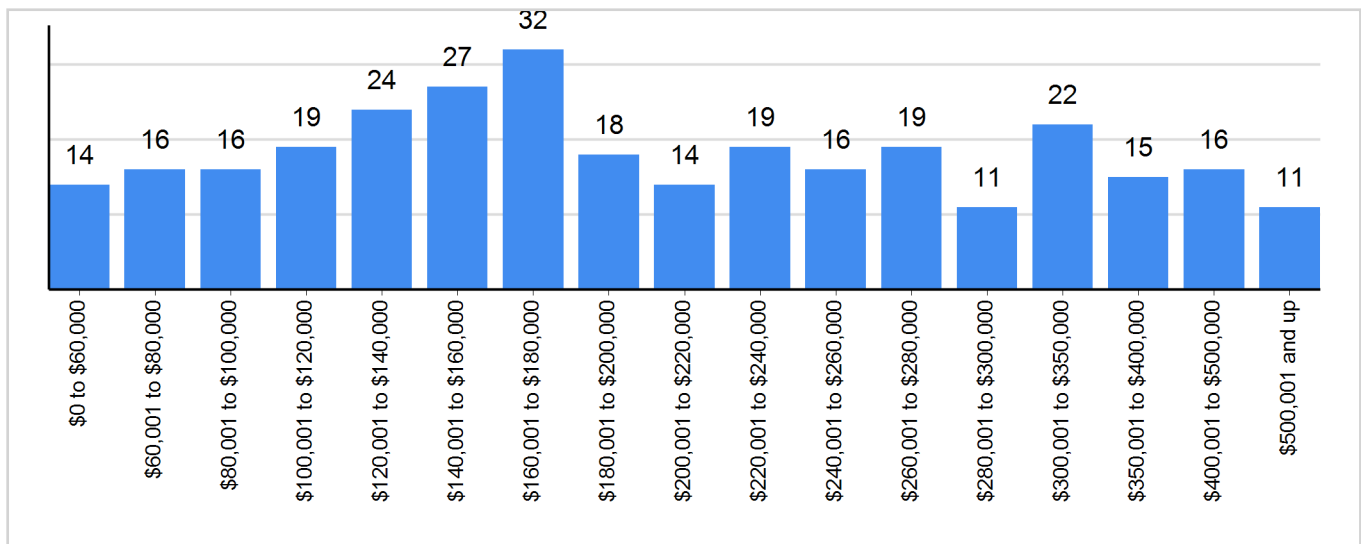
Data Last Updated: Nov 10, 2021



5 Year Market Activity Trends - Closed



Closed Sales Distribution by Price - November 2021



This representation is based in whole or in part on data supplied by the REALTORS Association of Northeast Wisconsin or its MLS for the period noted above. Neither the Association nor its MLS guarantees or is in any way responsible for its accuracy. Data maintained by the Association or its MLS may not reflect all real estate activity in the above MLS market areas.

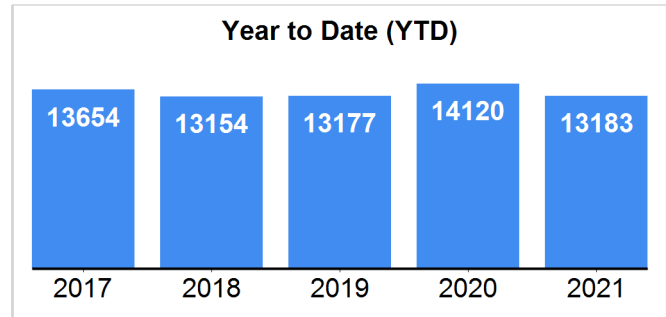
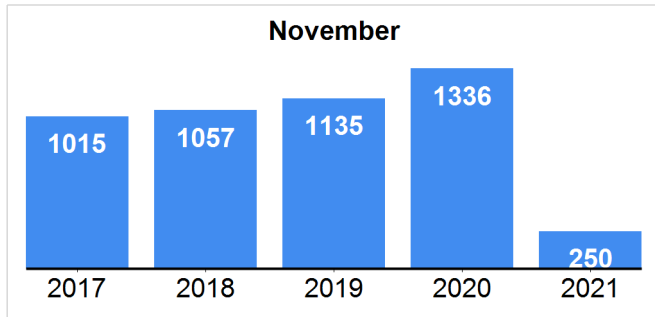
Monthly Market Activity Report for November 2021

Property Type = All | County = All | Municipality = All

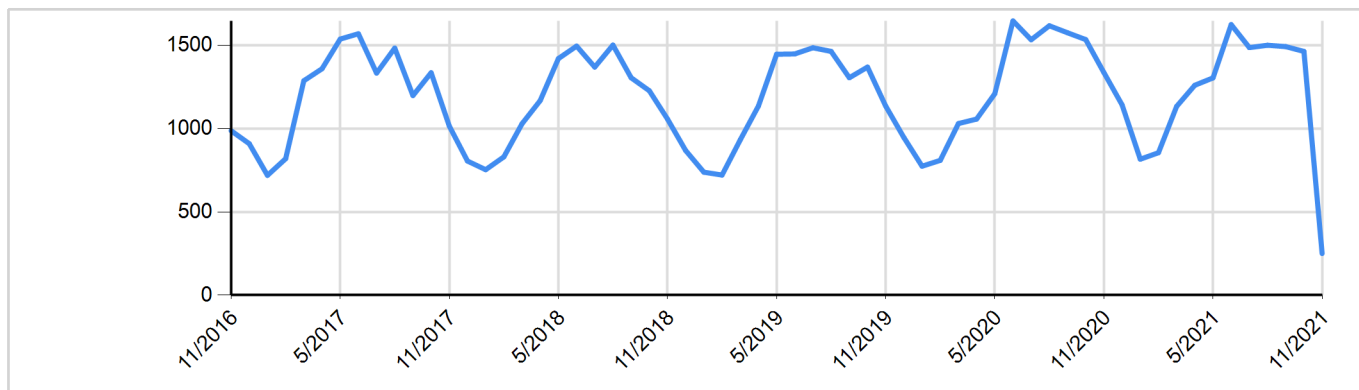
Pending Sales

Data Last Updated: Nov 10, 2021

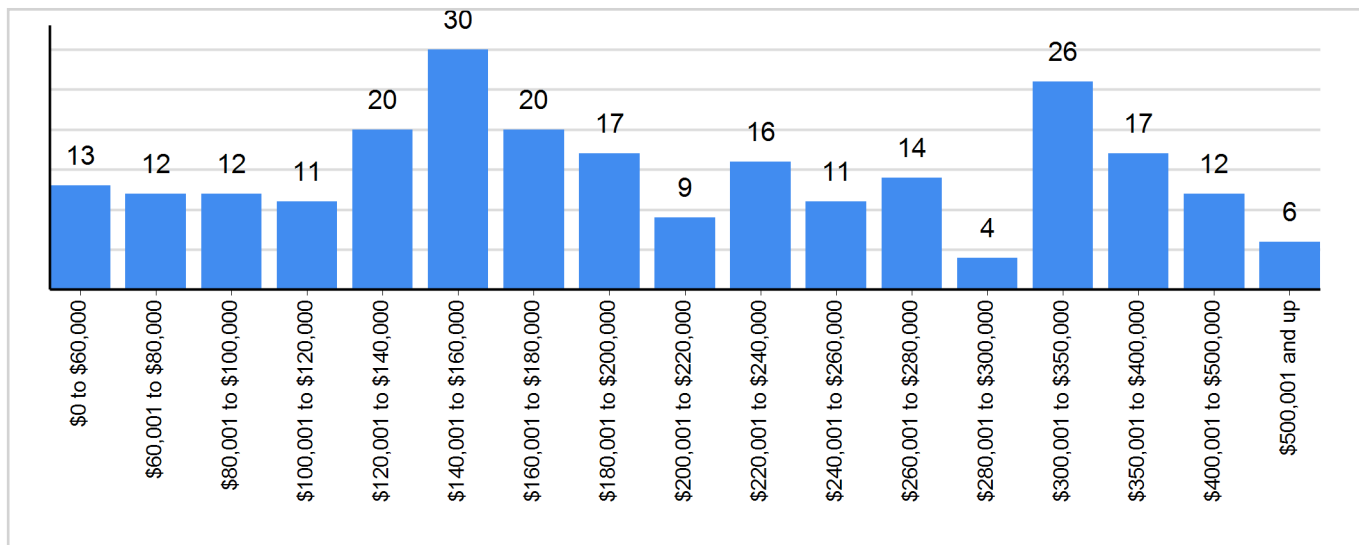
Reporting of Pending Date became required mid-2011, which accounts for higher comparative pending numbers in 2011 compared to prior year



5 Year Market Activity Trends - Pending



Pending Sales Distribution by Price - November 2021



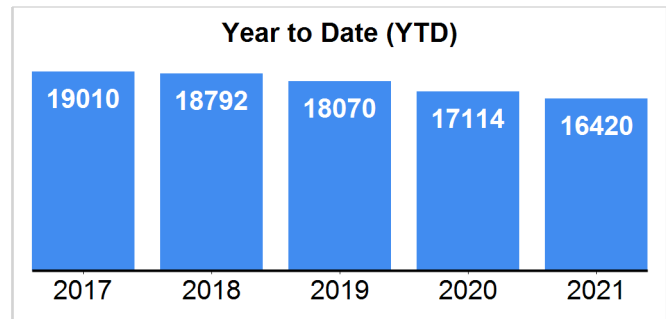
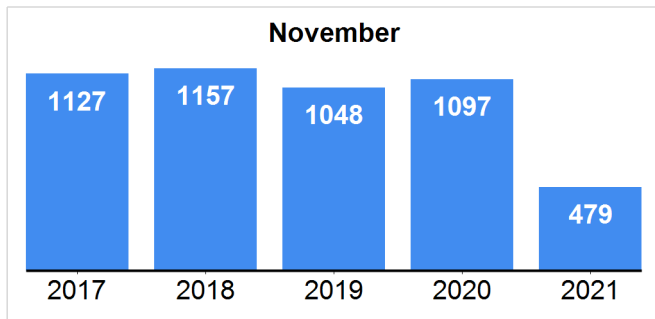
This representation is based in whole or in part on data supplied by the REALTORS Association of Northeast Wisconsin or its MLS for the period noted above. Neither the Association nor its MLS guarantees or is in any way responsible for its accuracy. Data maintained by the Association or its MLS may not reflect all real estate activity in the above MLS market areas.

Monthly Market Activity Report for November 2021

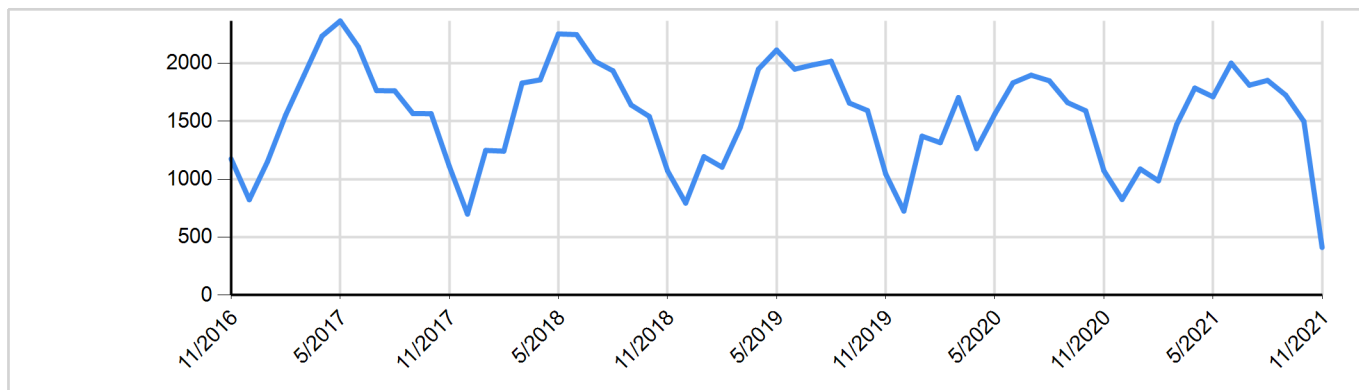
Property Type = All | County = All | Municipality = All

New Listings

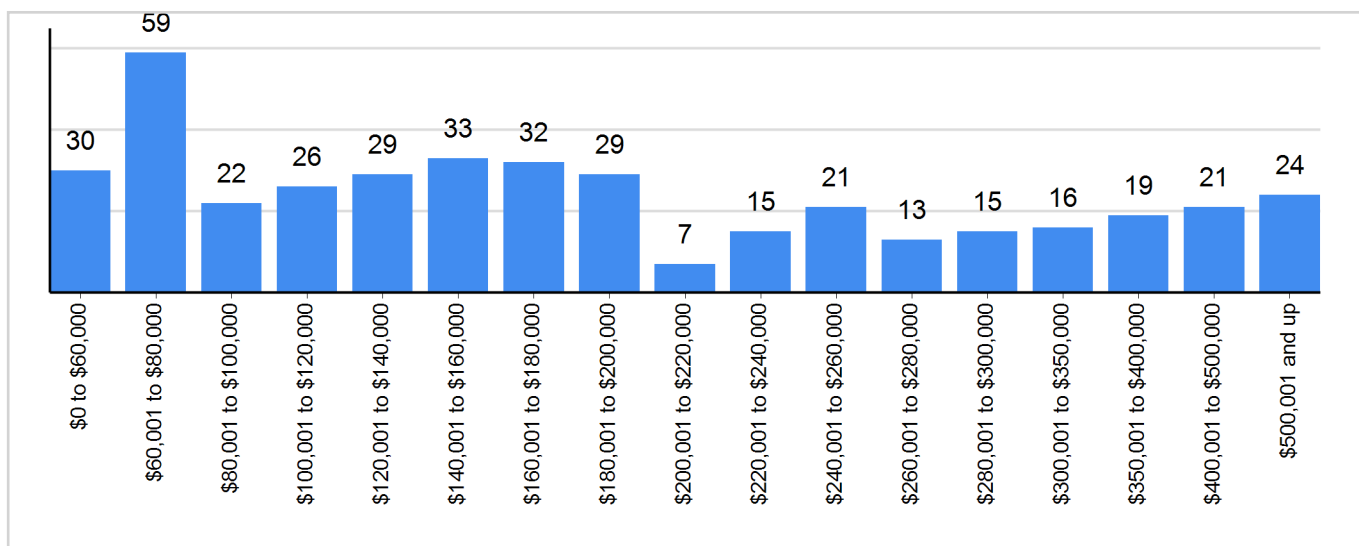
Data Last Updated: Nov 10, 2021



5 Year Market Activity Trends - New



New Listings Distribution by Price - November 2021



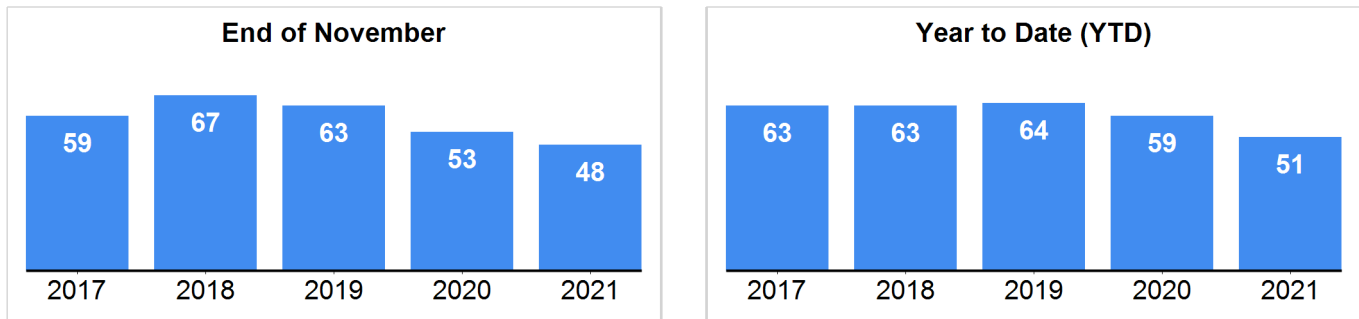
This representation is based in whole or in part on data supplied by the REALTORS Association of Northeast Wisconsin or its MLS for the period noted above. Neither the Association nor its MLS guarantees or is in any way responsible for its accuracy. Data maintained by the Association or its MLS may not reflect all real estate activity in the above MLS market areas.

Monthly Market Activity Report for November 2021

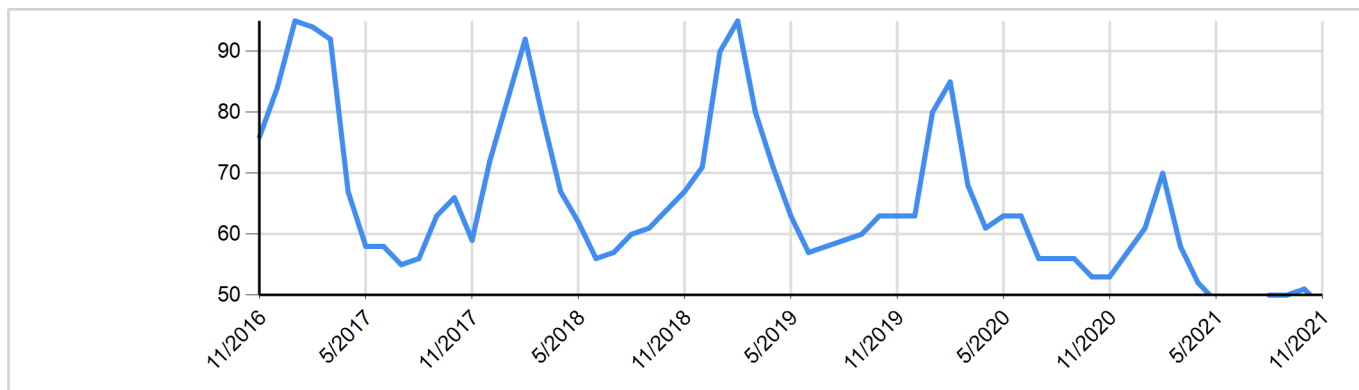
Property Type = All | County = All | Municipality = All

Median Days on Market to Sale

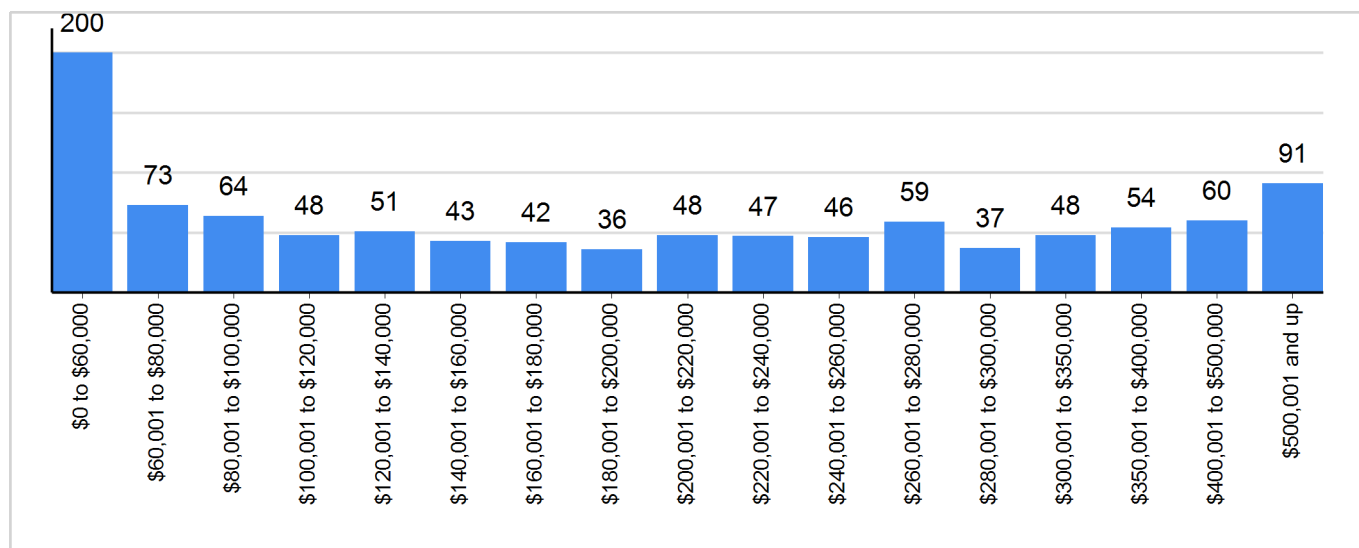
Data Last Updated: Nov 10, 2021



5 Year Market Activity Trends - MDOM



Median DOM of Closed Sales Distribution by Price - November 2021



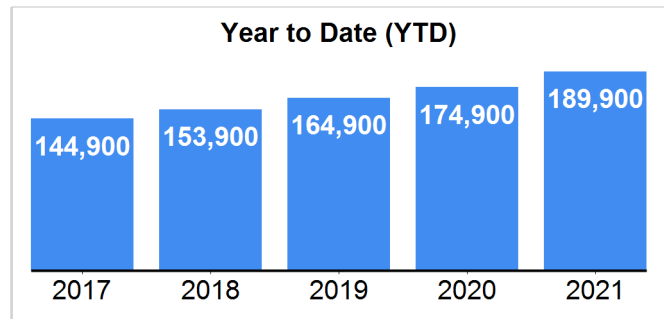
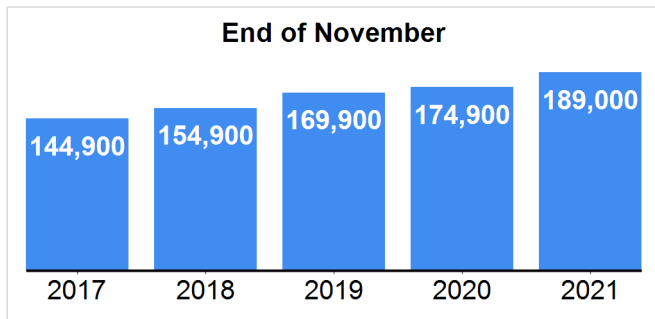
This representation is based in whole or in part on data supplied by the REALTORS Association of Northeast Wisconsin or its MLS for the period noted above. Neither the Association nor its MLS guarantees or is in any way responsible for its accuracy. Data maintained by the Association or its MLS may not reflect all real estate activity in the above MLS market areas.

Monthly Market Activity Report for November 2021

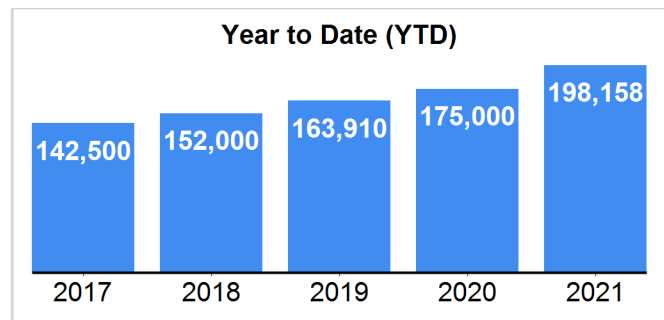
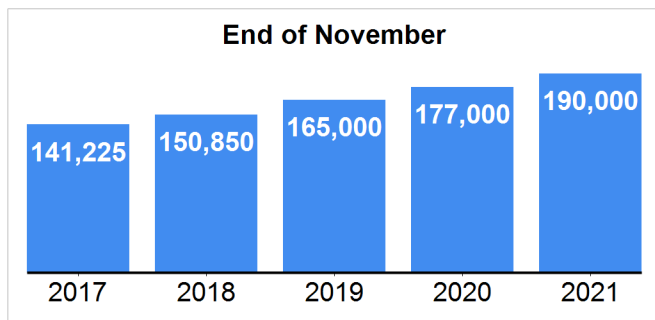
Property Type = All | County = All | Municipality = All

Median List Price

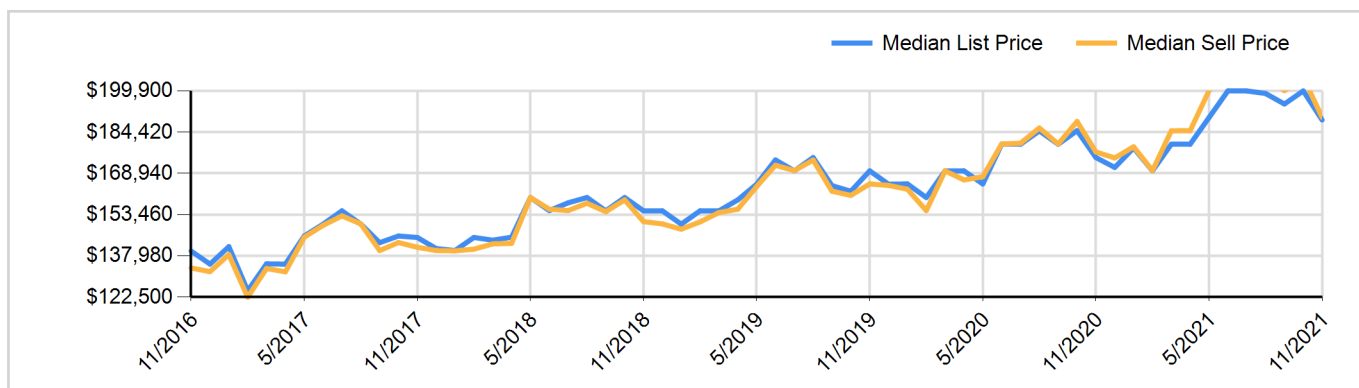
Data Last Updated: Nov 10, 2021



Median Sold Price



5 Year Market Activity Trends - Median List and Sell



This representation is based in whole or in part on data supplied by the REALTORS Association of Northeast Wisconsin or its MLS for the period noted above. Neither the Association nor its MLS guarantees or is in any way responsible for its accuracy. Data maintained by the Association or its MLS may not reflect all real estate activity in the above MLS market areas.